 <p>DR. PABLO O. TORRE MEMORIAL HOSPITAL</p>	Document Code:	DPOTMH-E-52-P01-S16
	Effective Date:	07-31-2022
	Document Type:	Standard Operating Procedure
	Page Number:	1 of 4
	Department/Section:	Blood Bank Section
	Document Title:	BLOOD DONATION/BLEEDING OF DONOR

B.S. Aquino Drive,
Bacolod City,
Negros Occidental,
6100

PURPOSE:

To outline the steps involved in giving or providing screened and safe blood to patients in need of blood transfusion.

SCOPE:


Applies to all Blood Bank Section Staff of Laboratory Department of Dr. Pablo O. Torre Memorial Hospital (DPOTMH)

PERSON RESPONSIBLE:

Medical Technologist or Phlebotomist

GENERAL GUIDELINES:


1. Impervious gloves and proper protective equipment (PPE) / clothing shall be worn in adherence to Infection Prevention and Control Unit Protocol.
2. Specimens collected shall be considered as biohazard material.
3. Blood donors shall be screened and tested negative to all Transfusion Transmitted Infections (TTIs) prior to bleeding and must be in good condition before bleeding.
4. Blood donors shall be instructed to wash with soap and rinse thoroughly the site to be punctured.
5. Proper identification of the donor shall be observed before bleeding. Check for the complete name and blood type of the donor.
6. Proper disinfection of the site for venipuncture shall be observed.
7. Collection of blood shall not exceed 15 minutes and shall reach the volume of 450cc.

 <p>DR. PABLO O. TORRE MEMORIAL HOSPITAL</p>	Document Code:	DPOTMH-E-52-P01-S16
	Effective Date:	07-31-2022
	Document Type:	Standard Operating Procedure
	Page Number:	2 of 4
	Department/Section:	Blood Bank Section
	Document Title:	BLOOD DONATION/BLEEDING OF DONOR

B.S. Aquino Drive,
Bacolod City,
Negros Occidental,
6100

PROCEDURE:

1. Instruct the donor to clean the proposed site for venipuncture meticulously with soap and water.
2. Have the donor lie down on bed or sit in a reclining chair / lazy boy comfortably. Support the arm for venipuncture.
3. Check the blood bag that is properly and correctly labeled. Make sure you have the right donor.
4. Apply a sphygmomanometer cuff on the arm and raise the pressure to systolic or tie a tourniquet to make veins prominent and select the suitable vein.
5. After selecting the vein, release the blood pressure cuff to zero immediately or untie the tourniquet.
6. Disinfect the proposed puncture site using appropriate skin disinfectant (70% alcohol and povidone iodine or chlorhexidine solution).
7. Put on the blood pressure to systolic again or tie the tourniquet. Insert a new, sterile needle through the skin directly over the vein at 30° angle with the skin surface. Check for the flow of blood. Secure the needle to be in place with micropore or plaster.
8. During the bleeding, talk to the donor to deviate his mind from blood donation.
9. The donor is asked to squeeze repeatedly his or her hand to help blood flow from the vein into the blood bag. The collection of blood unit should not exceed 15 minutes and should reach the volume of 450cc.
10. Agitate the blood gently at intervals.
11. When the desired amount of blood is obtained, put the blood pressure to zero or release the tourniquet before closing the clamp of the blood bag tubing. This will prevent hematoma formation.
12. Place the sterile gauze over the punctured site and withdraw the needle. Immediately after the withdrawal of the needle, apply pressure over the punctured site. Remove the blood pressure cuff. Elevate the arm to prevent further loss of blood externally or subcutaneously. After 10-15 minutes of rest lying in bed or sitting in a reclining chair, when the punctured site is not bleeding

 <p>DR. PABLO O. TORRE MEMORIAL HOSPITAL</p>	B.S. Aquino Drive, Bacolod City, Negros Occidental, 6100		Document Code:	DPOTMH-E-52-P01-S16
			Effective Date:	07-31-2022
			Document Type:	Standard Operating Procedure
			Page Number:	3 of 4
			Department/Section:	Blood Bank Section
			Document Title:	BLOOD DONATION/BLEEDING OF DONOR

anymore, apply adhesive tape and let the donor sit and have a brief rest before leaving the Blood Bank.

13. Advise the donor to drink extra fluids to replace lost blood volume and to avoid strenuous activities / exercises for the remainder of the day of donation.
14. After donation, the collected unit is then retyped (ABO and Rh typing) and prepared for component preparation.



DR. PABLO O. TORRE
MEMORIAL HOSPITAL

B.S. Aquino Drive,
Bacolod City,
Negros Occidental,
6100

Document Code:	DPOTMH-E-52-P01-S16
Effective Date:	07-31-2022
Document Type:	Standard Operating Procedure
Page Number:	4 of 4
Department/Section:	Blood Bank Section
Document Title:	BLOOD DONATION/BLEEDING OF DONOR

APPROVAL:

	Name/Title	Signature	Date
Prepared by:	MELISSA THERESE B. LABAYEN, RMT Blood Bank Section Head		07.07.2022
Verified by:	MONICA B. VILLANUEVA, RN, RMT, PhD Laboratory Manager		7-7-2022
	MELANIE ROSE B. ZERRUDO, MD, FPSP Chair, Department of Pathology		7-7-2022
Reviewed by:	DENNIS C. ESCALONA, MN, FPSQua Quality Assurance Supervisor		7-07-2022
Recommending Approval by:	ROSARIO D. ABARING, MAN, PhD Ancillary Division Officer		07.07.2022
	FREDERIC IVAN L. TING, MD OIC - Total Quality Division		7.8.22
Approved by:	GENESIS GOLDI D. GOLINGAN President and CEO		




DR. PABLO O. TORRE
MEMORIAL HOSPITAL


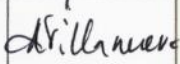



B.S. Aquino Drive,
Bacolod City,
Negros Occidental,
6100

Document Code:	DPOTMH-E-52-P01-WI16
Effective Date:	07-31-2022
Document Type:	Work Instruction
Page Number:	1 of 2
Department/Section:	Blood Bank Section
Document Title:	BLOOD DONATION/BLEEDING OF DONOR

KEY TASKS	PERSON RESPONSIBLE
1. Instructs the donor to clean the proposed site for venipuncture meticulously with soap and water.	Medical Technologist
2. Checks the blood bag that is properly and correctly labeled. Make sure you have the right donor.	
3. Does the venipuncture.	
4. Squeezes repeatedly his or her hand to help blood flow from the vein into the blood bag. The collection of blood unit should not exceed 15 minutes and should reach the volume of 450cc.	Blood Donor
5. Puts the blood pressure to zero or release the tourniquet before closing the clamp of the blood bag tubing when the desired amount of blood is obtained.	Medical Technologist
6. Advises the donor to drink extra fluids to replace lost blood volume and to avoid strenuous activities /exercises for the remainder of the day of donation.	Medical Technologist
7. Prepares the collected unit for component preparation.	Medical Technologist

 <p>DR. PABLO O. TORRE MEMORIAL HOSPITAL</p> <p>B.S. Aquino Drive, Bacolod City, Negros Occidental, 6100</p>	Document Code:	DPOTMH-E-52-P01-WI16
	Effective Date:	07-31-2022
	Document Type:	Work Instruction
	Page Number:	2 of 2
	Department/Section:	Blood Bank Section
	Document Title:	BLOOD DONATION/BLEEDING OF DONOR

APPROVAL:

	Name/Title	Signature	Date
Prepared by:	MELISSA THERESE B. LABAYEN, RMT Blood Bank Section Head		07.07.2022
Verified by:	MONICA B. VILLANUEVA, RN, RMT, PhD Laboratory Manager		7-7-2022
	MELANIE ROSE B. ZERRUDO, MD, FPSP Chair, Department of Pathology		7-7-2022
Reviewed by:	DENNIS C. ESCALONA, MN, FPSQua Quality Assurance Supervisor		7-07-2022
Recommending Approval by:	ROSARIO D. ABARING, MAN, PhD Ancillary Division Officer		07.07.2022
	FREDERIC IVAN L. TING, MD OIC - Total Quality Division		7.8.22
Approved by:	GENESIS GOLDI D. GOLINGAN President and CEO		

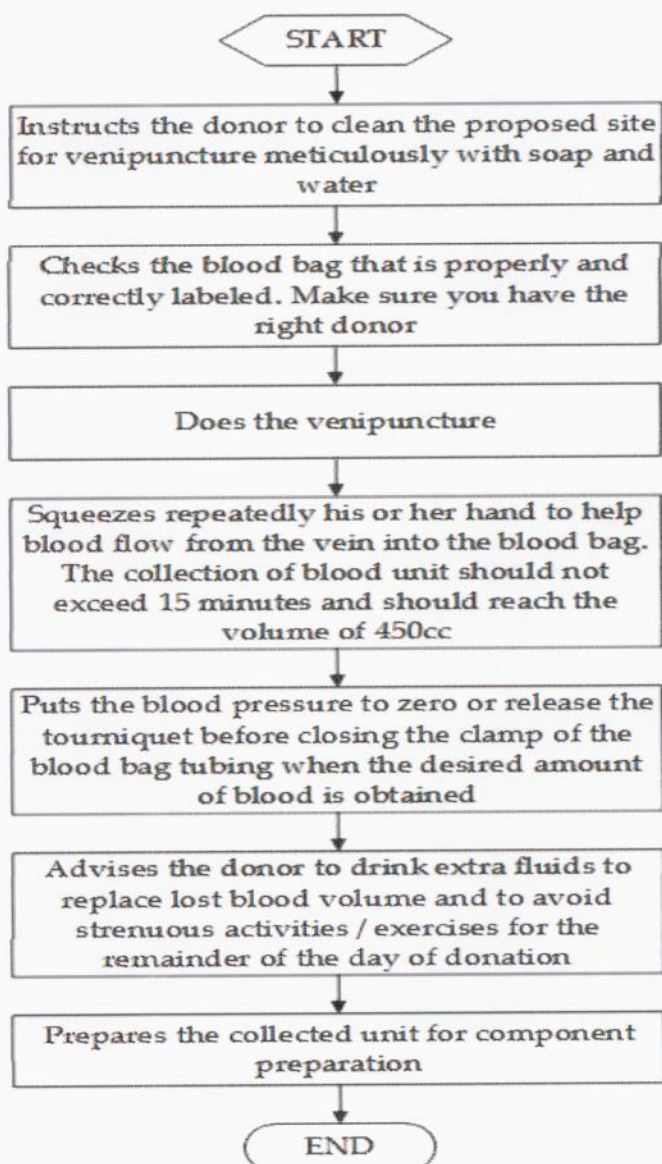



DR. PABLO O. TORRE
MEMORIAL HOSPITAL

B.S. Aquino Drive,
Bacolod City,
Negros Occidental,
6100


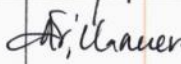




Document Code:	DPOTMH-E-52-P01-FC16
Effective Date:	07-31-2022
Document Type:	Flowchart
Page Number:	1 of 2
Department/Section:	Blood Bank Section
Document Title:	BLOOD DONATION/BLEEDING OF DONOR

FLOWCHART



 <p>DR. PABLO O. TORRE MEMORIAL HOSPITAL</p>	Document Code:	DPOTMH-E-52-P01-FC16
	Effective Date:	07-31-2022
	Document Type:	Flowchart
	Page Number:	2 of 2
	Department/Section:	Blood Bank Section
	Document Title:	BLOOD DONATION/BLEEDING OF DONOR

APPROVAL:

	Name/Title	Signature	Date
Prepared by:	MELISSA THERESE B. LABAYEN, RMT Blood Bank Section Head		07.07.2022
Verified:	MONICA B. VILLANUEVA, RN, RMT, PhD Laboratory Manager		7-7-2022
	MELANIE ROSE B. ZERRUDO, MD, FPSP Chair, Department of Pathology		7-7-2022
Reviewed:	DENNIS C. ESCALONA, MN, FPCHA, FPSQua Quality Assurance Supervisor		7-07-2022
Recommending Approval:	ROSARIO D. ABARING, MAN, PhD Ancillary Division Officer		07.07.2022
	FREDERIC IVAN L. TING, MD OIC-Total Quality Division		7.8.22
Approved:	GENESIS GOLDI D. GOLINGAN President and CEO		